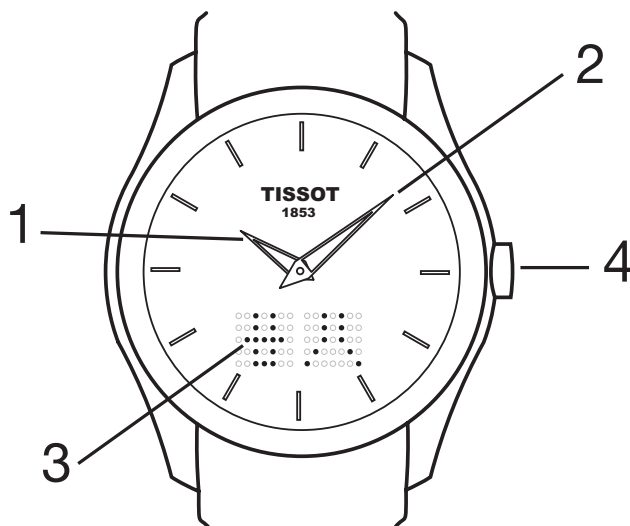


E09 - Chinese Big Date








User's Manual



Displays and functions

- ❶ Hour hand
- ❷ Minute hand
- ❸ Digital display (with push-button)
- ❹ Push-button

Conditions for push-button use (4):

-  Single press
-  Multiple presses
-  2-second press
-  5-second press
-  10-second press
-  Display time in seconds
-  Time taken to exit the function

Acknowledgements

Thank you for choosing a watch from TISSOT®, a Swiss brand among the most highly renowned in the world. Meticulously assembled using high quality materials and components, it is protected against impacts, temperature variations, water and dust.

This watch is equipped with a perpetual calendar. This means that the month lengths and the leap years are calculated automatically.

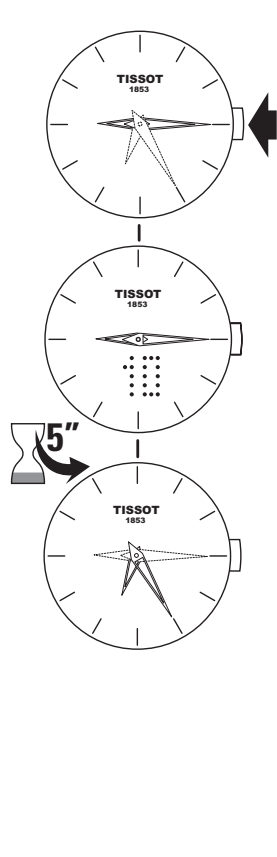
To ensure that your watch operates with perfect precision for many years to come, we advise you to pay careful attention to the advice given in this manual.

Gregorian and Chinese calendars

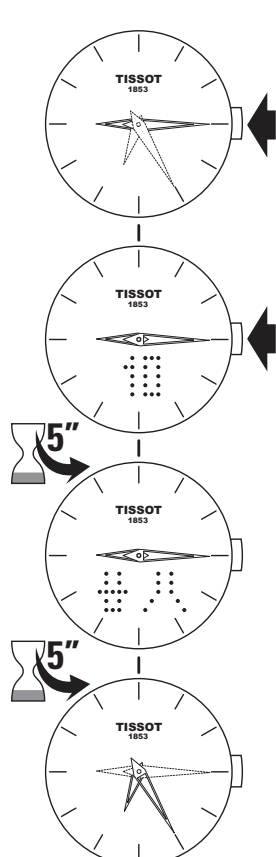
This model displays the date according to both the Gregorian and Chinese calendars.

Consulting the date

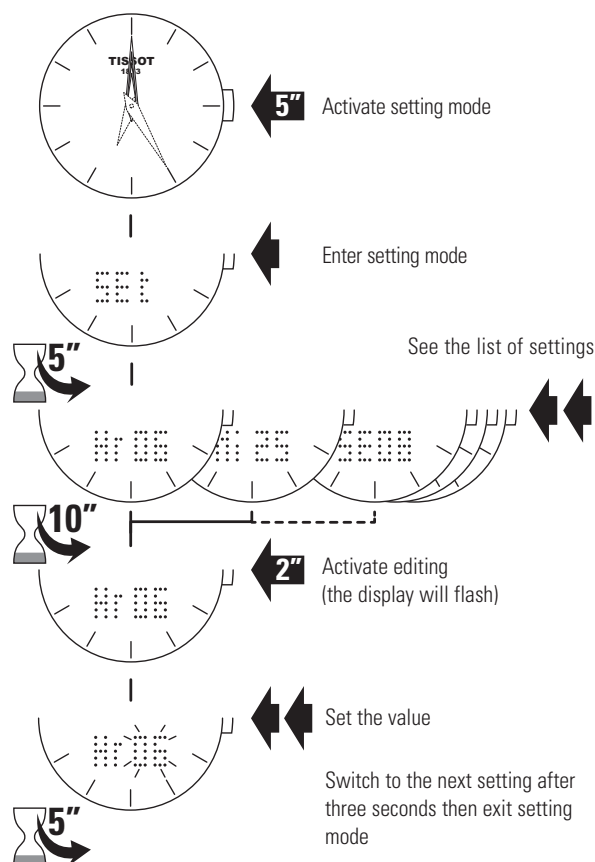
Gregorian Calendar



Chinese Calendar



Principle of setting mode



List of settings

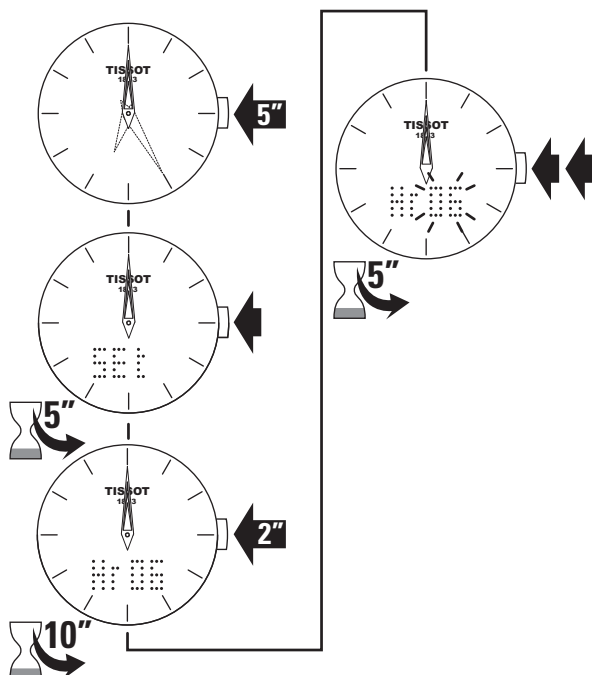
Set	Access setting mode
Hr 06	Hour setting (see p. 3)
A 25	Minute setting
A808	Seconds setting*
YY 15	Year setting**
MM 07	Month setting**
DD 23	Day of the week setting**
SynC	Synchronisation mode (see p. 3)

* When setting the seconds, the watch exits setting mode after 60 seconds. Within this interval, it is possible to press the push-button to reset the "seconds count" back to zero.

** This information is used for managing the date in the perpetual calendar. The calendar is set using the Gregorian calendar.

Hour setting

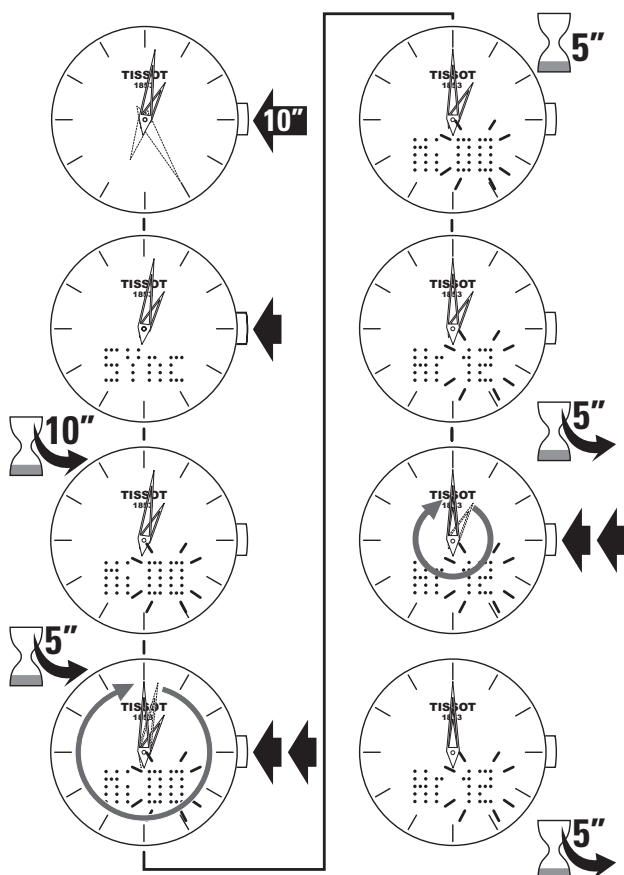
Quick summer time / winter time switch



Apply the same principle to all settings.

Synchronisation

Apply this procedure if the hands are not showing the same time as the digital display, or they are not at 12:00 in setting mode.



Care and maintenance

We would advise you to clean your watch regularly (except for the leather strap) using a soft cloth and lukewarm soapy water. After immersion in salt water, rinse it in fresh water and leave it to dry completely.

Do not leave it anywhere where it might be subjected to major variations in temperature or humidity, direct sunlight or strong magnetic fields.

We recommend you have your watch inspected every 3 to 4 years by a TISSOT® approved service centre. To enjoy impeccable maintenance service and ensure the guarantee remains valid, always consult a TISSOT® approved service centre.

TISSOT® quartz watches have the incomparable precision of quartz. Their power reserve is usually more than 2 years in continuous use (depending on how often the watch functions are used).


Replacing the battery

When the battery reaches its End Of Life (EOL), the display blinks when switched on, and is less bright.

Once the battery has been fully drained (EOE), the watch automatically switches to energy saving mode.

Once the battery has been drained, it must be replaced without delay by a TISSOT® approved service centre. Battery type: Lithium CR2032 button cell.

Collection and treatment of end of life quartz watches*

 This symbol indicates that this product should not be disposed with household waste. It has to be returned to a local authorized collection system. By following this procedure you will contribute to the protection of the environment and human health. The recycling of the materials will help to conserve natural resources.

* valid in the EU member states and in any countries with corresponding legislation.